



NOVEA  
GROUPE RAGNI

SOLAR LIGHTING,  
DESIGNED TO LAST

**SOLAR  
CATALOGUE**

# CONTENTS

1

**PRESENTATION**

03

2

**OUR COMBI TOP RANGE**

13

3

**TECHNICAL SPECIFICATIONS**

31

4

**OUR OPTIONS**

37

5

**OUR ACHIEVEMENTS**

45

6

**OUR COMMITMENTS**

51



NOVEA

LERIE du chevalier de BOUFFLERS

# PRESENTATION



# SOLAR PUBLIC LIGHTING: A SUSTAINABLE SOLUTION



## 100% Autonomous lighting

Total independence from the electrical grid and its overloads.

## A secure solution

Ideal for providing rapid security for isolated areas and sensitive sites.

## Guaranteed savings

No trenches, no cabling, no grid connection. A very profitable solution thanks to the long lifecycle of the components, the absence of energy expenses and nearly non-existent maintenance.

## A highlighted environmental process

Seen by everyone, this solar public lighting furniture will perfectly represent your sustainable development policy.

## Reduced environmental impact

No CO2 emissions, no use of fossil energy sources for operating, a preserved installation site and avoidance of light pollution.

## Social and economic advantage

Solar public lighting is a vehicle for economic and social development as it enables the residents to keep their outdoor activities up during the night. The comfort and security provided by public lighting make it possible to reinforce the social bond and to favour the development of trade and restaurant activities in the evening.

## Made in France

Novéa Énergies and Ragni Group to which we belong, are committed to highlighting French know-how and quality. Thus, the manufacture of our autonomous street lights involves several French companies as well as local sheltered workshops. This commitment is reflected in our membership of the French Fab.





# FRENCH SPECIALIST OF AUTONOMOUS LIGHTING SOLUTIONS SINCE 2007

GROUPE  
RAGNI



NOVEA



## Leader in design and manufacturing of autonomous solar lighting systems

Precursor in France and Europe, we will spare no effort to provide qualitative products and unique support. Confident in our solutions, we offer the best lifespan and warranties of the market.

Subsidiary of RAGNI Group since 2015, we are able to use solar energy to power reliable luminaires. With thousands of references around the world, we have a mastered know-how that we develop thanks to a network of partners present in each country.



# OUR SERVICES

WHAT YOU EXPECT FROM AN  
AUTONOMOUS LIGHTING EXPERT

Manufacturing and commercialising innovating public lighting needs a high level of multiples and specific skills.

Developing a great attentiveness to our clients and partners, our technical and commercial organisation is the reflection of the support you have the right to expect from an autonomous lighting specialist.

## TECHNICAL SUPPORT

For a perfect installation

- Phone support: we reply to your diagnosis demands and to all your questions about the sizing, installation and maintenance of your autonomous lighting solution.
- On-site support: we move on site for the technical presentation, setting up validation, training or specific intervention.
- Replacement parts: as a manufacturer, we want to control our solutions at 100%. This is why we have a permanent stock on parts, which enables us to deliver rapidly a client in case of needs.

## ORGANISATION

A complete team dedicated to the  
global management of your project

- Local commercial unit in France and worldwide
- Research and Development department
- Commercial and technical design office
- Logistics unit
- Photometric laboratory
- Manufacture of batteries and luminaires, treatment of brackets and poles for public lighting
- Quality department

## TRAINING

For a local transfer of skills

- Complete training provided to local companies
- Technical training for a high-level maintenance



ISO 14001 is a standard that establishes the requirements for an effective environmental management system. It provides a framework for setting up an environmental policy, planning the actions to be taken, implementing these actions and verifying their effectiveness.



ISO 9001 is an internationally recognized standard that establishes requirements for an effective quality management system. It is based on the principle of continuous improvement, which consists of identifying opportunities for improvement and implementing actions to exploit them.

# OUR PRODUCTION SITE

DEDICATED TO THE MANUFACTURE OF OUR EXCLUSIVE NOVBOX\* AND TO THE ASSEMBLY OF LUMINAIRES!



## TWO EFFICIENT PRODUCTION LINES




### Receipt of components

Every component is checked upon receipt to ensure its conformity with our quality requirements.



### Assembly of the luminaire

PCB LED, optics, seals, safety glass.




### Luminaire test

To approve the cabling and the good operating of the PCB LED.

### Set up of the NOVBOX

Programming of the circuit board. Setting up of connectors, seals, wedging foam for batteries, batteries, electronic board and cabling.



### Traceability

Unique number assigned to the NOVBOX.



### NOVBOX test

With a test bench which realises an entire operating cycle (battery voltage, solar charge, operating driver LED, control power/tension).



### Shipping

The components are packed and placed on a pallet. Then it is strapped, wrapped and labelled with the list of items.



\* more information p32

## A RELIABLE PROCESS



### Ergonomics

Optimized production line  
Antistatic and antifatigue mats



### Traceability

Serial number + QR Code  
of our NOVBOX



### Adaptability

Many possible  
configurations



### Testing

Luminaire and NOVBOX,  
in real conditions



**AN EXCLUSIVE  
TRIPLE MASTERY,  
ESSENTIAL FOR  
TECHNICAL  
ANGLE**



**YOUR  
PROJECT,  
OUR EXPERT  
APPROACH**

Mastery of

## ENERGY MANAGEMENT

- Production of precise and transparent energy studies
- Design of long-lasting batteries: endurance + (more information p.32)
- Expertise in managing the energy flows

Mastery of

## ELECTRONICS

- Design and development of our own managing electronics
- Optimisation of efficiency by the expertise in algorithms and the choice of components

Mastery of

## PUBLIC LIGHTING

- Production of personalised photometric studies
- Design and manufacturing of reliable and robust luminaires, equipped with the best LED of the market (experience and innovations provided by Ragni)
- Poles in compliance with EN40 and Eurocode 1991-1-4 (to integrate fatigue)

## A scientific approach of our autonomous lighting solution

### Your statement of need, prerequisite to our proposition of a technical solution

On the expected application (dimensions of the area to light, lighting level need, period and length of operating) depends the sizing of your solar lighting solution.

This is why we put the support at the heart of our project approach and we help you from the statement of your need to the definition of the best technical solution. Design and aesthetics besides.



# 1 PRESENT TO US YOUR PROJECT

WE ANALYSE YOUR NEEDS PRECISELY

# 2 WE PERFECTLY SIZE

YOUR PROJECT TO ORDER USING 3 COMPLEMENTARY STUDIES FOR A SOLUTION THAT PROVIDES LIGHTING ALL OVER THE YEAR.

## ENERGY study enables to:

### Size the solar panel according to the chosen tilt:

- by analyzing the sunshine potential of the site
- by checking that the energy production of solar panels is superior to energy consumption of the luminaire (at least + 25%, to anticipate the panel ageing, its production decrease and its potential clogging depending on geographical area)

### Size the energy capacity of the battery :

- by choosing the number of nights of autonomous operation without sunlight (until 10 depending on geographical area)
- by analyzing the annual average discharge rate to validate the service life

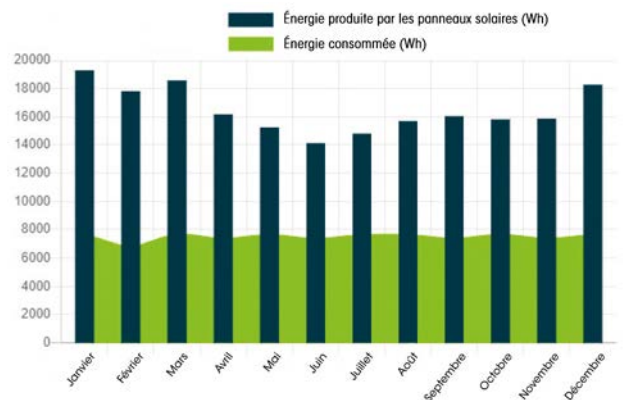


DIAGRAMME DE PRODUCTION ET CONSOMMATION MENSUEL D'ÉNERGIE



Developed internally, our software integrates the meteorological database Retscreen: it lists thousands of weather stations across the world to calculate energy production of a solar panel, according to its situation worldwide.

#### Did you know?

Energy study is always based on the most unfavourable period of the year.



Your **LIGHTING** needs

- Which application?
- Which area to light?
- Which lighting level need?



Your **USE**

- How long (period, length)?
- Which scenario?

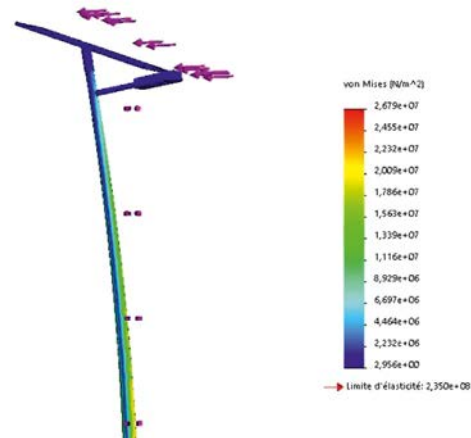



Which **CONDITIONS**

- Where is the project?
- What is the solar potential on the site?



The more energy-efficient will be the use, the more reasonable will be the sizing of solar street light.



## PHOTOMETRIC study enables to:

- Respect the applicable recommendations and norms (EN13201, decree of 27/12/2018, about light pollution)
- Decide on capacity, number of LED, photometric distribution and light height
- Optimise the number of lighting poles



Photometric study is realised by our own design office.

## MECANICAL study enables to:



- Respect EN 40-3 norm and Eurocode 1991-1-4 technical recommendations of Industrial Technical Centre of Mechanical Construction (integrate a fatigue calculation) according to solar lighting specific constraints
- Adapt pole technical characteristics and its concrete foundation according to its environment
- Install safely and durably the lighting pole



NF 40-3 norm clarifies the specifications of the calculation about public lighting poles. Our calculation process is in compliance with EN40-3.

# 3 AN AUTONOMOUS LIGHTING SOLUTION

SIZED ACCORDING TO YOUR NEEDS...

Functional, residential, traditional, design... the combinations of RAGNI **luminaires** range, **brackets** and pole finishing, combined with large possibilities of customisation, make your solution a **unique solar lighting pole**.



The graphic integration realised by our marketing department allows the project to be validated before installation.

## ... AT THE BEST GLOBAL COST ON THE MARKET

### EFFICIENT

**The best autonomy on the market**

- Operating all over the year with the same level of efficiency.
- Easy setting, reduced installation time.

### PROFITABLE AND SUSTAINABLE

**The best lifetime on the market**

- Reduced investment costs: 0€ for trench, cable, electrical cabinet, and connection.
- Controlled operating costs: no energy bill, heavy maintenance, cleaning.

### SMART

**A secured and adapted lighting**

- Wide choice of programming: dimming, motion sensor, switch off,...
- Remote management (SEVE CONNECT optional)

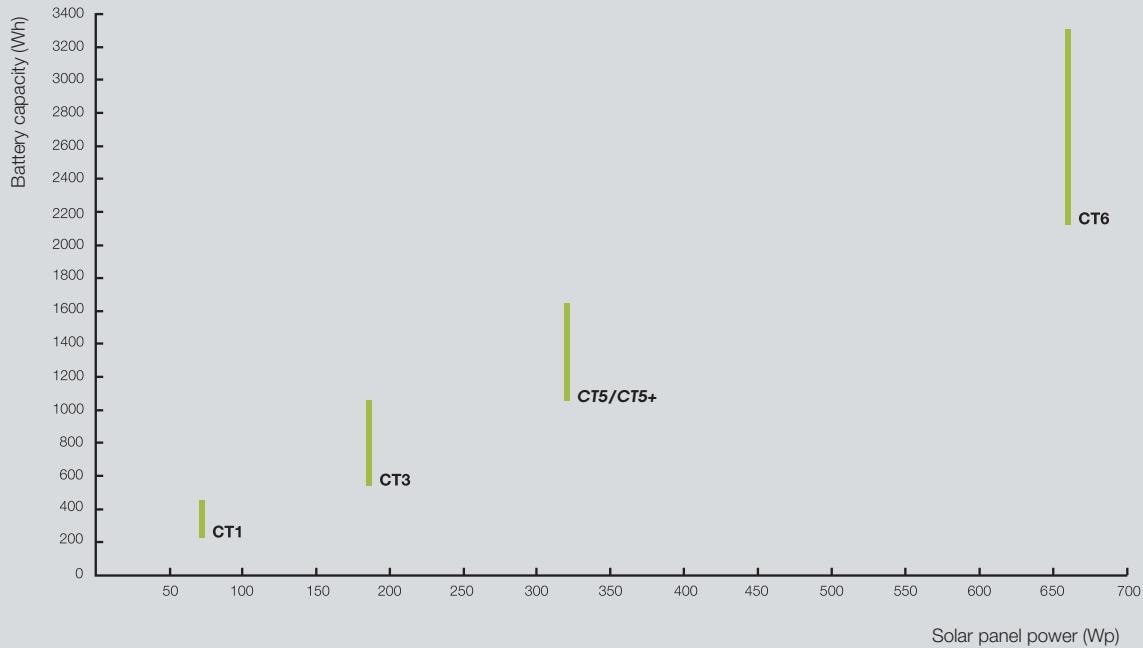


**OUR COMBI TOP  
RANGE**

2

# STREET LIGHTING SOLUTION

## DEPENDENT ON SIZING



\*CT = Combi Top

Battery capacity will be chosen according to the lighting power and time as well as the operating autonomy needed to meet the project requirements. Solar panel power will be sized according to the geographical area of the installation and to the energy consumption per night of the street lamp.

## THE WIDEST AESTHETIC AND TECHNICAL RANGE ON THE MARKET

Tilt of the solar panel depending on the geographical area

Model	Light height	Color	Bracket	Luminaire
<b>Combi Top 1</b>	4 m	2900	-	-
<b>Combi Top 2</b>	5 m	1019	Elina 50	Deiko S
<b>Combi Top 3</b>	6 m	9005	Ka 60	Deiko S
<b>Combi Top 5</b>	8 m	1019	St Luc 70	Loxo C
<b>Combi Top 6</b>	8 m	2900	St Luc 50 - double	Tekk M



**endurance+**  
TECHNOLOGY

More information p.32



**RUGGED AND LONG-  
LASTING BATTERY**



**LIMITED  
MAINTENANCE**



**SMART  
OPERATING**



**PLUG  
AND LIGHT**




**HIGH PERFORMANCE  
LED LIGHTING**



**MADE  
IN FRANCE**

- 1 **A high performance solar panel**, self-cleaning. Tilt at 360° and sized for an optimal energy production all over the year.
- 2 **Batterie Endurance + Technology**, developed by Novéa in partnership with CEA. Lithium Iron Phosphate technology offers a unique service life. It resists perfectly to extreme temperatures (-20°C to +65°C). Sized to operate all year long with the same level of efficiency. Its cast aluminium box gives robustness and longevity.
- 3 **The circuit board (controller)**, is the brain of solar lighting set. Designed by our RD department, it enables an optimal and adapted management of the battery and the lighting. Its high energy efficiency offers a perfect sizing of solar panel and battery.
- 4 **LED luminaire** in compliance with public lighting standard (aluminium foundry, flat toughened glass). Its luminous efficiency up to 180 lm/W and its lifetime of more than 100 000 hours, give power and durability.
- 5 **Poles and mechanical supports** are sized according to EN 40 norm and Eurocode 1991-1-4 by our qualified mechanical office. It ensures robustness, safety and longevity of the solar street light.

**THE BROADEST  
AESTHETIC AND  
TECHNICAL  
RANGE ON  
THE MARKET**





LONG  
SERVICE LIFE

EXTENSIVE  
CUSTOMIZATION  
OPTIONS

HIGH  
PERFORMANCE  
AND RELIABLE



# COMBI TOP 1



Battery location

**endurance+**  
TECHNOLOGY

## APPLICATIONS

- Bus stop
- Residential
- Pedestrian path
- Bicycle path

## TECHNICAL CHARACTERISTICS

Solar panel power		minimum 70 Wp
Solar panel tilt	Tilt at 15°	Lat 25° N < installation zone < Lat 25° S
	Tilt at 30°	installation zone > Lat 25° N or installation zone > Lat 25° S
Light height		3,5 to 6 m
Endurance + Technology Battery capacity		214 to 436 Wh
Lighting power		5 to 20 W
Lighting flux		700 to 3 600 lumens
Luminous efficiency		140 lm/W (2 200 K) - 160 lm/W (2 700 K) 165 lm/W (3 000 K) - 180 lm/W (4 000 K)
Color temperature		2 200 K, 2 700 K, 3 000 K or 4 000 K (others on request)
Operating temperature		-20 °C / +65 °C
Lighting management		dusk sensor, time slots, dimming mode motion sensor integrated in the luminaire optional
Service life		cf. warranties and lifetime brochure
Luminaire materials		cast aluminium, tempered glass protection polycarbonate optional, stainless steel screws and bolt IP66, IK08 (IK10 optional)
SC <sub>x</sub> and weight of the solar module and luminaire	SC <sub>x</sub>	0,288 m <sup>2</sup> (15° titled solar panel version) 0,432 m <sup>2</sup> (30° titled solar panel version)
	Weight	21 kg (battery at 214 Wh) 23 kg (battery at 436 Wh)

Solar module and luminaire to be mounted on cylindrical-conical pole in top 60 or 90 mm

### Combi Top 1

Light height:  
5 m

Luminaire:  
Combi Top 1



For more information



Tilt of the solar panel depending on the geographical area



France

8 m

7 m

6 m

5 m

4 m

3 m

2 m

1 m



**Combi Top 1**

Light height:  
3,5 m  
Color: 9010



**Combi Top 1**

Light height:  
4 m  
Color: 2900




**Combi Top 1**

Light height:  
5 m  
Color: 1019



# COMBI TOP 3



Battery location

**endurance+**  
TECHNOLOGY

## APPLICATIONS

- Bus stop
- Residential
- Car park
- Pedestrian path
- Bicycle path
- Secondary road

## TECHNICAL CHARACTERISTICS

Solar panel power	minimum 190 Wp	
Solar panel tilt	Tilt at 15°	Lat 25° N < installation zone < Lat 25° S
	Tilt at 20°	installation zone > Lat 25° N or installation zone > Lat 25° S
Light height	4 to 8 m	
Endurance + Technology Battery capacity	557 to 1126 Wh	
Lighting power	20 to 40 W	
Lighting flux	2 800 to 7 200 lumens	
Luminous efficiency	140 lm/W (2 200 K) - 160 lm/W (2 700 K) 165 lm/W (3 000 K) - 180 lm/W (4 000 K)	
Color temperature	2 200 K, 2 700 K, 3 000 K or 4 000 K (others on request)	
Operating temperature	-20 °C / +65 °C	
Lighting management	dusk sensor, time slots, dimming mode motion sensor optional	
Service life	cf. warranties and lifetime brochure	
Luminaire materials	cast aluminium, tempered glass protection polycarbonate optional, stainless steel screws and bolt IP66, IK08 (IK10 optional)	

### Combi Top 3

Light height:  
5 m

Bracket:  
Elina 50

Luminaire:  
Loxo C



For more information



Gabon

Tilt of the solar panel depending on the geographical area

8 m

7 m

6 m

5 m

4 m

3 m

2 m

1 m

**Combi Top 3**

Light height:  
5 m  
Bracket:  
Elina 30  
Luminaire:  
Loxo C  
Color: 9010

**Combi Top 3**

Light height:  
6 m  
Bracket:  
Ka 60  
Luminaire:  
Deiko S  
Color: 9005

**Combi Top 3**

Light height:  
6 m  
Bracket:  
St Luc 50  
Luminaire:  
Bento S  
Color: 2900

**Combi Top 3**


Light height:  
7 m  
Bracket:  
St Luc 50  
Luminaire:  
Tekk S  
Color: 1019

**Combi Top 3**

Light height:  
6 m  
Bracket:  
Mcp - double  
Luminaire:  
Griff S  
Color: 1019



# COMBI TOP 5/5+



Battery location

**endurance+**  
TECHNOLOGY

## APPLICATIONS

- Secondary road
- Main road
- Car park

## TECHNICAL CHARACTERISTICS

Solar panel power	minimum 330 Wp	
Solar panel tilt	Tilt at 15°	Lat 25° N < installation zone < Lat 25° S
	Tilt at 20°	installation zone > Lat 25° N or installation zone > Lat 25° S
Light height	5 to 8 m	
Endurance + Technology Battery capacity	1 114 to 1 638 Wh	
Lighting power	30 to 60 W	
Lighting flux	4 200 to 10 800 lumens	
Luminous efficiency	140 lm/W (2 200 K) - 160 lm/W (2 700 K) - 165 lm/W (3 000 K) - 180 lm/W (4 000 K)	
Color temperature	2 200 K, 2 700 K, 3 000 K or 4 000 K (others on request)	
Operating temperature	-20 °C / +65 °C	
Lighting management	dusk sensor, time slots, dimming mode motion sensor optional	
Service life	cf. warranties and lifetime brochure	
Luminaire materials	cast aluminium, tempered glass protection polycarbonate optional, stainless steel screws and bolt IP66, IK08 (IK10 optional)	

### Combi Top 5

Light height:  
6 m

Bracket:  
Elina 50

Luminaire:  
Loxo



For more information



Reunion Island

Tilt of the solar panel depending on the geographical area

8 m

7 m

6 m

5 m

4 m

3 m

2 m

1 m

**Combi Top 5**

Light height: 6 m  
 Bracket: Elina 50  
 Luminaire: Deiko M  
 Color: 9010

**Combi Top 5**

Light height: 7 m  
 Bracket: St Luc 70  
 Luminaire: Bento M  
 Color: 2900

**Combi Top 5**

Light height: 8 m  
 Bracket: St Luc 70  
 Luminaire: Loxo C  
 Color: 1019

**Combi Top 5**

Light height: 8 m  
 Bracket: Ka 750  
 Luminaire: Deiko S  
 Color: 7016

**Combi Top 5**

Light height: 8 m  
 Bracket: St Luc 50 - double  
 Luminaire: Tekk M  
 Color: 1019



# COMBI TOP 6



Battery location

**endurance+**  
TECHNOLOGY

## APPLICATIONS

- Secondary road
- Main road
- Car park

## TECHNICAL CHARACTERISTICS

Solar panel power	minimum 660 Wp (2*330)	
Solar panel tilt	Tilt at 15°	Lat 25° N < installation zone < Lat 25° S
	Tilt at 20°	installation zone > Lat 25° N or installation zone > Lat 25° S
Light height	5 to 8 m	
Endurance + Technology Battery capacity	2 128 to 3 276 Wh	
Lighting power	30 to 120 W	
Lighting flux	4 200 to 21 600 lumens	
Luminous efficiency	140 lm/W (2 200 K) - 160 lm/W (2 700 K) - 165 lm/W (3 000 K) - 180 lm/W (4 000 K)	
Color temperature	2 200 K, 2 700 K, 3 000 K or 4 000 K (others on request)	
Operating temperature	-20 °C / +65 °C	
Lighting management	dusk sensor, time slots, dimming mode motion sensor optional	
Service life	cf. warranties and lifetime brochure	
Luminaire materials	cast aluminium, tempered glass protection polycarbonate optional, stainless steel screws and bolt IP66, IK08 (IK10 optional)	

### Combi Top 6

Light height:  
6 m

Bracket:  
Elina 50

Luminaire:  
Tekk S



For more information



France

Tilt of the solar panel depending on the geographical area

8 m

7 m

6 m

5 m

4 m

3 m

2 m

1 m

**Combi Top 6**

Light height: 8 m  
 Bracket:  
 St Luc 50  
 Luminaire:  
 Deiko S  
 Color: 2900

**Combi Top 6**

Light height: 7 m  
 Bracket:  
 St Luc 50  
 Luminaire:  
 Tekk S  
 Color: 9010

**Combi Top 6**

Light height: 7 m  
 Bracket:  
 St Luc 70  
 Luminaire:  
 Loxo C  
 Color: 2900

**Combi Top 6**

Light height: 7 m  
 Bracket:  
 St Luc 70 - double  
 Luminaire:  
 Tekk S  
 Color: 2900



# DECORATIVE FUNCTIONAL DESIGN

8 m

7 m

6 m


5 m

4 m

3 m

2 m

1 m



### Combi Top 2

Light height: 4 m

Bracket:  
Mcp

Luminaire:  
Griff S

Color: 2900



### Combi Top 3

Light height: 5 m

Bracket:  
Lycia 50

Luminaire:  
Atinia 6480

Color: 9005



### Combi Top 2

Light height: 5 m

Bracket:  
Ka 60

Luminaire:  
Deiko S

Color: 2900

# “ YOUR SOLAR STREET LAMP IN YOUR IMAGE ”



### Combi Top 3

Light height: 6 m

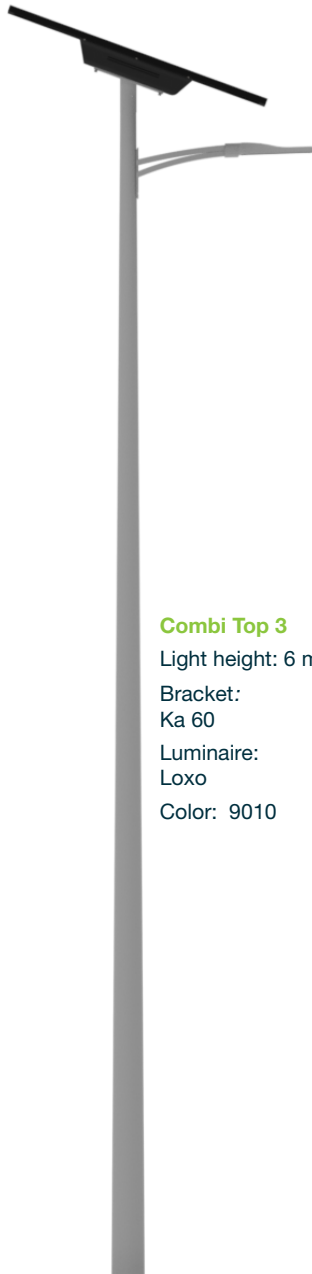
Bracket:

St Luc 50

Luminaire:

Bento S

Color: 2900



### Combi Top 3

Light height: 6 m


Bracket:

Ka 60

Luminaire:

Loxo

Color: 9010



### Combi Top 5

Light height: 7 m


Bracket:

Lathonia 70

Luminaire:

Tekk M

Color: Dark green



### Combi Top 5

Light height: 7 m

Bracket:

Elina 50

Luminaire:

Tekk S

Color: 3011

Tilt of the solar panel depending on the geographical area

# AMBIANCE DESIGN

8 m

7 m

6 m

5 m

4 m

3 m

2 m

1 m

## Combi Top 3

Light height: 3,5 m  
Bracket:  
Lycia 70  
Luminaire:  
Fragment  
Color: 2900

## Combi Top 2

Light height: 4 m  
Bracket:  
Atilis 70  
Luminaire:  
Chic  
Color: Red

## Combi Top 2

Light height: 5 m  
Bracket:  
Tominia 100  
Luminaire:  
Atinia 6480  
Color: 5019

## Combi Top 3

Light height: 5 m  
Bracket:  
Lycia 50  
Luminaire:  
Emblème  
Color: 9005



“ A STRONG IDENTITY THROUGH  
UNIQUE STREET FURNITURE ”



**Combi Top 3**

Light height: 5 m  
Bracket:  
Rome 50  
Luminaire: Lampion  
Color: 2900

**Combi Top 3**

Light height:  
6 m + 4 m  
Luminaire:  
Margo mini and mega  
Colors: light green, red  
and yellow

**Combi Top 3**

Light height: 6 m  
Luminaire:  
Margo mini 4P  
Color: 2900

**Combi Top 5**

Light height: 7 m  
Luminaire:  
Irys x 2 or 4  
Color: 2900

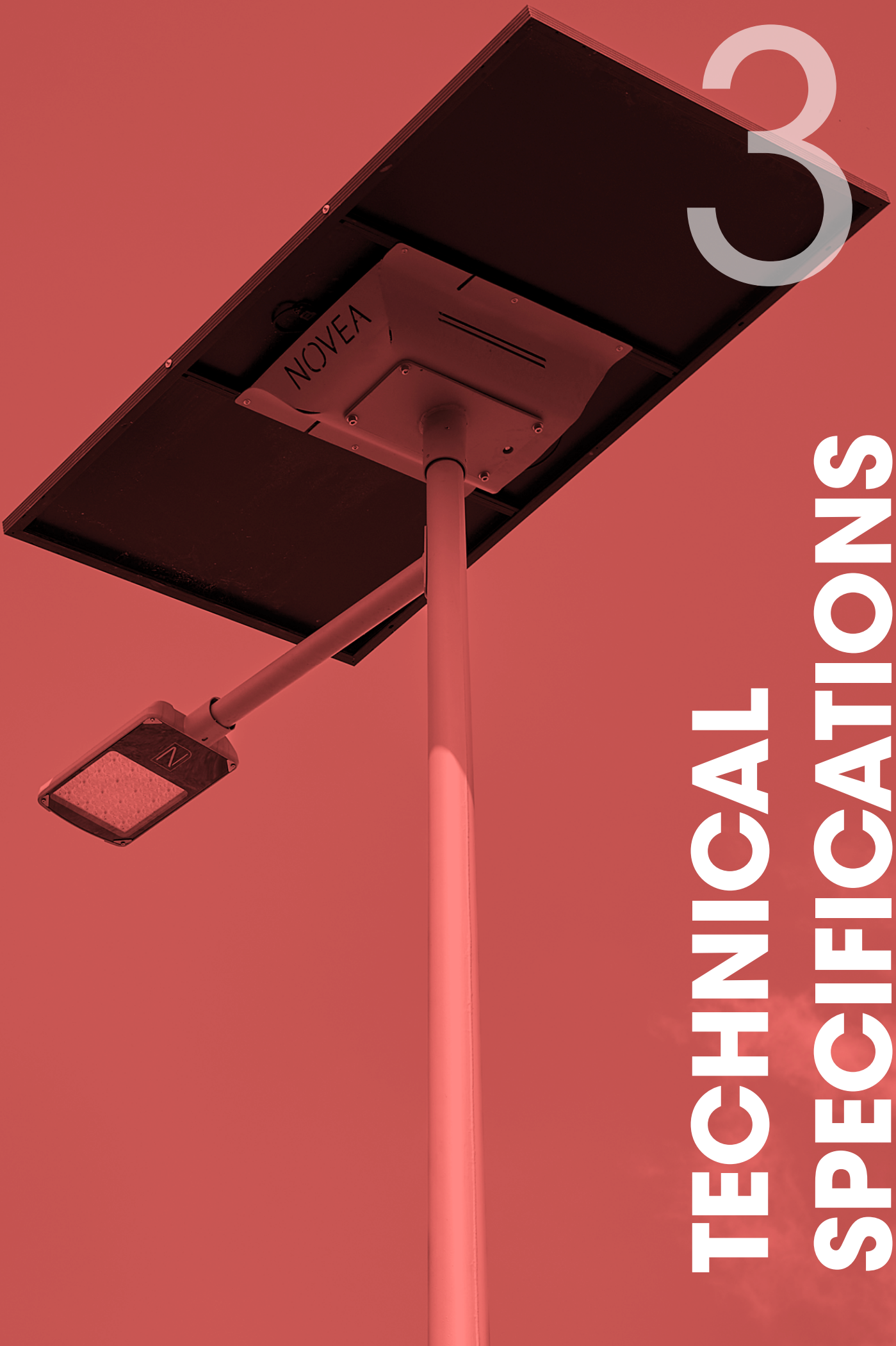
Tilt of the solar panel depending on the geographical area

## TRADITIONAL DESIGN

“ THE ALLIANCE BETWEEN  
ADVANCED TECHNOLOGY  
AND ARCHITECTURAL  
HERITAGE ”



Tilt of the solar panel depending on the geographical area



# TECHNICAL SPECIFICATIONS

# BATTERY ENDURANCE + TECHNOLOGY



## The longest service life on the market

8 000 cycles to 30% DoD at 25°C i.e. > 20 years  
4 000 cycles to 40% DoD at 35°C i.e. > 10 years



## Maximum energy efficiency

Reduction of the required nominal capacity compared to other types of technologies (NiMh and Lead) thanks to better usage rate and yield.



## Fully functional at extreme temperatures

Thanks to special cells, our LiFePO<sub>4</sub> batteries operate down to -20°C up to +65°C.



## More environmentally friendly

The components used (aluminum for the casing, Lithium, Iron and Phosphate) limit the environmental impact during production and facilitate recycling. Besides, our Lithium Iron Phosphate technology does not use heavy and pollutants metals.



**endurance+**  
TECHNOLOGY

LITHIUM


**Circuit board**

**Fast connectors**  
(solar panel & luminaire)

**Lithium Iron Phosphate cells**

**Cast aluminium box (IP66)**

cea



Endurance+ technology, designed by Novéa in partnership with the CEA of Grenoble, offer the best lifespan of the market thanks to its lithium LiFePO<sub>4</sub> cells and its unique management of energy flows. LiFePO<sub>4</sub> batteries have been documented by scientists as most efficient and most suitable for public solar lighting market.

# PHOTOMETRY


Possible color temperatures:  
Amber, 2 200 K, 2 700 K, 3 000 K, 4 000 K

To optimise street lamps establishment, Novéa propose different photometric distributions. The choice of these optics will be validated by a precise photometric study realised by our design office.



## ROAD ASYMMETRICAL DISTRIBUTION

High performance road lighting. Functional distribution allows precisely target the area to light and to limit the glare.



## SYMMETRICAL DISTRIBUTION

Lighting of streets in city centres, squares, car parks and pedestrian areas. Optimised solution for axial installations (on central reservation, between pavement and bicycle path).



## CIRCULAR DISTRIBUTION

Residential lighting of squares, car parks, city centres, pedestrian areas and parks. Optimised solution for comfort, it's particularly adapted to central installation.




## PEDESTRIAN CROSSING DISTRIBUTION

Precise lighting which direct the light on the side of the protected area. It provides a strong contrast between the pedestrian and the pavement

Being part of Ragni Group allows us to offer **the widest range on the market** thanks to the expertise of the Ragni company, a French lighting manufacturer since 1927.

## FONCTIONAL LUMINAIRES



## DESIGN LUMINAIRES



## TRADITIONAL LUMINAIRES



# CONSUMPTION CONTROL BY LIGHTING MANAGEMENT

To optimise the sizing, the cost and to save resources, we recommend an energy-efficient operating system, the most suitable for your needs. This lighting management is configured to have lighting adapted to the request.

In presence detection mode, it is necessary to start from an assumption of number of passages where the luminaire will be at full power. In the event that the duration at full power exceeds that which we had estimated in the study, the luminaire will remain in dimming mode to limit the discharge of the battery and preserve its lifespan.

## TYPICAL DIAGRAMS



We advise you to choose the right solar street lighting solution according to your energy needs

## MANAGEMENT EQUIPMENT:



CLOCK PROGRAMMING



REMOTE CONTROL AND MANAGEMENT



MOTION DETECTION

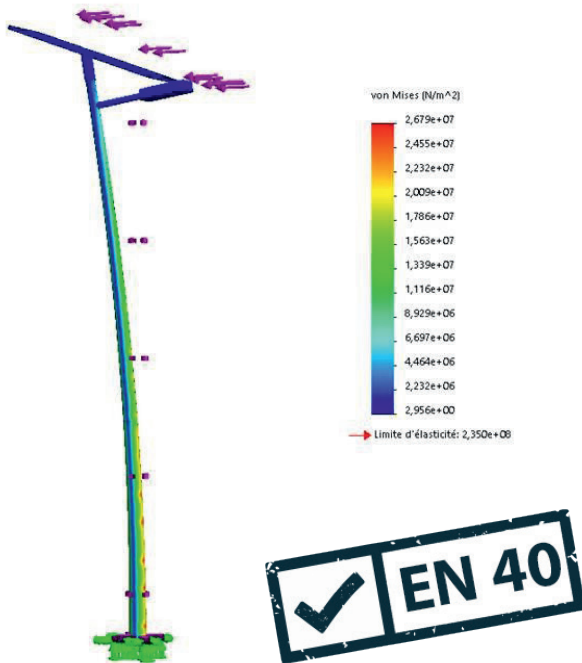


SWITCH ON/OFF



DIMMING

# OUR POLE WITHOUT VISIBLE WELD



Our mechanical studies realised at the start of the project enable us to set the technical characteristics of the pole and its concrete support according to EN 40 norm (public lighting support).

Novéa realises its calculation note in compliance with EN 40 and integrate the fatigue according to the EUROCODE 1991-1-4 part 2 (solar equipments sensitive to wind on lighting support).

So Novéa respect the technical recommendations of CTICM (Industrial Technical Centre of Mechanical Construction).

This technical approach allows us to realise a sustainable and safe installation.

# ERW METHOD FOR INVISIBLE WELD

The ERW method intervenes when the two sides of the preformed cone trunk are welded to constitute the pole. It involves heating the edges of the two sides with high frequency electricity until merger temperature.

The sides will then be pressed with rollers to merge.

This welding without additional metal results invisible, for a high quality finish.

## STRONG POINTS



**INVISIBLE WELD THANKS  
TO ERW METHOD**



**BEST QUALITY STEEL  
UNTIL S 355 AND WITH  
CHARACTERISTICS  
MEETING EN 10025  
REQUIREMENTS**



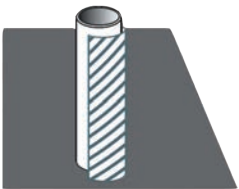
**OPTIMISED PRODUCTION  
STEPS TO LIMIT CO<sub>2</sub>**



**CERTIFIED EN 40 AND  
EUROCODE 1991-1-4 TO  
ENSURE THE ROBUSTNESS  
OF THE PRODUCT**

# POLES TREATMENTS

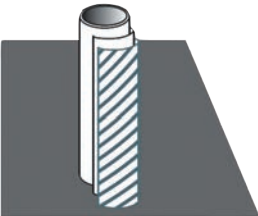
## STANDARD TREATMENTS



### Hot galvanisation


**All of our poles comply with this treatment.**

The pole is dived in a bath of Zinc which merges with steel and becomes a protective layer against light and medium corrosion. The thickness has to be minimum at 55 micrometres and reach on average 70 micrometres. This process respects ISO 1461 norm.



### Powder coating

A process with no solvent which consists of spraying a thermosetting powder painting and in baking it. It enables to protect the pole against bad weather and UV rays, and give effects (metallised, textured,...). It complies with ISO 12944.



## SPECIFIC TREATMENTS

### Seashore treatment

This layer aims to reinforce the protection for areas with high and extreme corrosion risk. It is realised by adding, before powder coating, an epoxy preparation of 80 micrometres and then baking it.


### Sublimation

**This sublimation enables to add a wood effect on the pole, for a natural finish.**

To add this finishing touch, a transfer film is applied on the pole, then heated between 180°C and 200°C. The texture reek of the painting, then the film is removed. The final texture is harmonious and offers an excellent robustness over time.

This finish is realised on Ragni Group site.





4

OUR OPTIONS

# NOVCOM Z

LIGHTING MONITORING SYSTEM



## Our communicating unit NOVCOM Z

Installed on a Zhaga base – usually placed on the luminaire.

Compatible luminaires: LOXO C, TEKK S / M, BENTO S / M, GRIFF S and DEIKO S.

For the other luminaires and the CT1 model, the node will be integrated on the top of the solar panel.

For the CT6, 1 communicating module per solar panel/battery.

The sensors are perfectly waterproof (IP66) to resist external constraints.

The NOVCOM Z offers 3 complementary intelligent functions for efficient lighting management:

**Communicating detection** - page 39

NOVMOOV

Communicating detection.  
Local inter-pole mode.

**2 niveaux de gestion** - pages 41 and 42

NOVEA LINK

Management of each lighting point at the foot of the pole via an application.

SEV@ Connect

Remote management of solar street lights  
Additional equipment required (gateway) + platform subscription

# NOVMOOV

## COMMUNICATING MOTION DETECTION SYSTEM

Since 2007, Novéa has always integrated the motion detection function into its solar lighting solutions in order to optimise the dimensioning of the components and their lifetime.

With this NOVMOOV module, Novéa offers a wireless communicating solution that allows one or more groups of street lamps to be switched on simultaneously in full power.

### Advantages

- **Optimum lighting** adapted only to the user's needs
- **Secure fonction**
- **Limit light pollution**
- **Substantial energy savings** when there is no user
- **Reduced cost of solar street lamp** thanks to more reasonable sizing of solar panels and batteries
- **Increased autonomy of the street light**
- **Environmental protection** thanks to an approach aiming to sustainability and resources' savings



**Savings**



**Comfort and safety**



**Environmentally  
friendly**

## An innovative solution

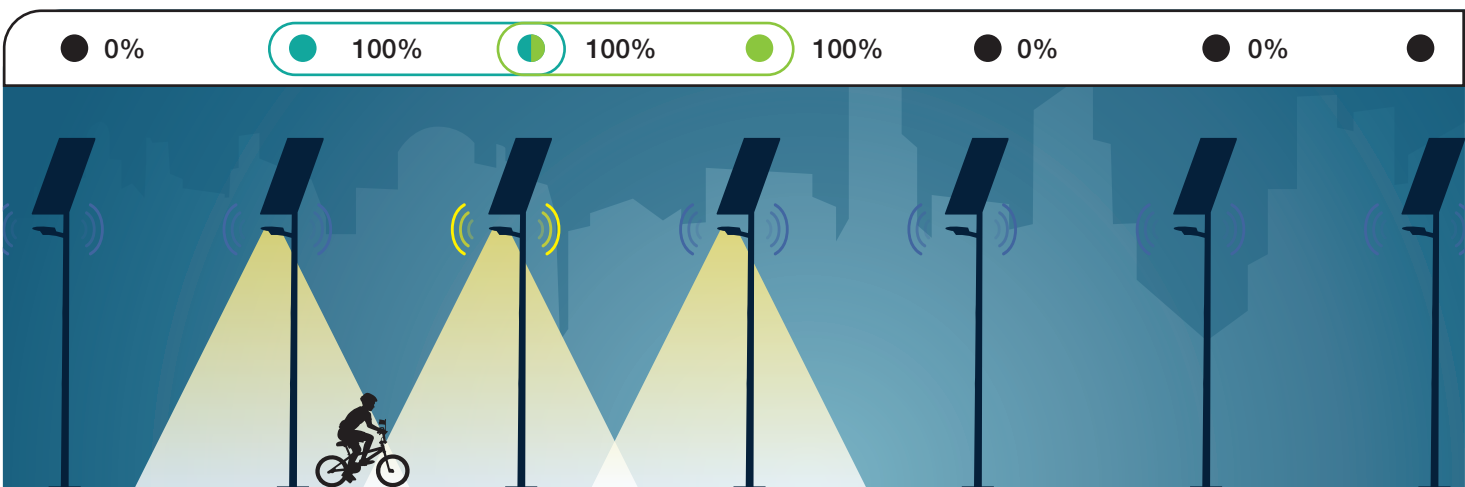
**NOVMOOV is a local wireless communication system between luminaires to adapt lighting.**

Luminaires are operating in dimming mode to ensure markup.

When a user is approaching, the NOVMOOV motion sensor switches instantaneously on full power lighting for a group of luminaires.

On the same project, several lighting groups can be managed.

A luminaire can be part of several groups.



The NOVMOOV sensor detects a user approaching, one or more luminaires groups switches from dimming mode to full-power mode.

Luminaires in dimming mode to save energy

Example of communicating lighting between street lights.

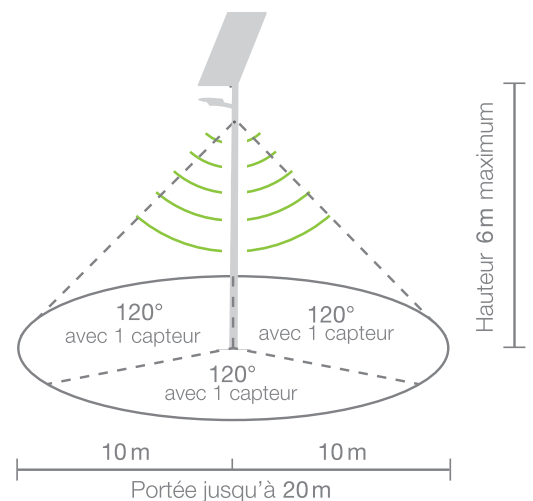
## Main characteristics

360° maximum detection area (120° per sensor, up to 3 sensors per street lamp).

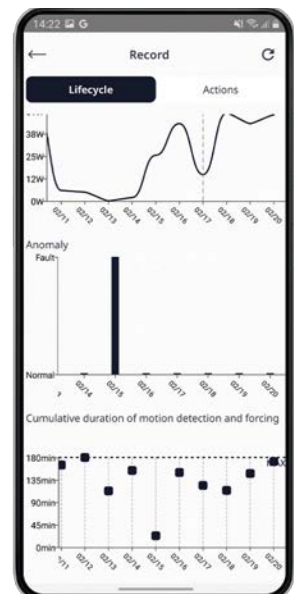
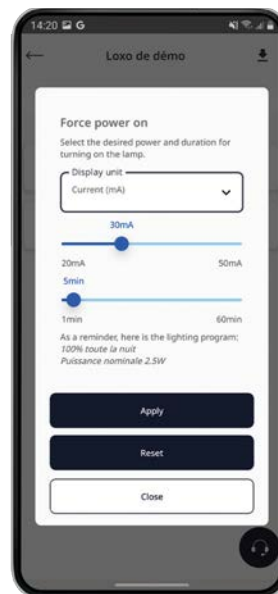
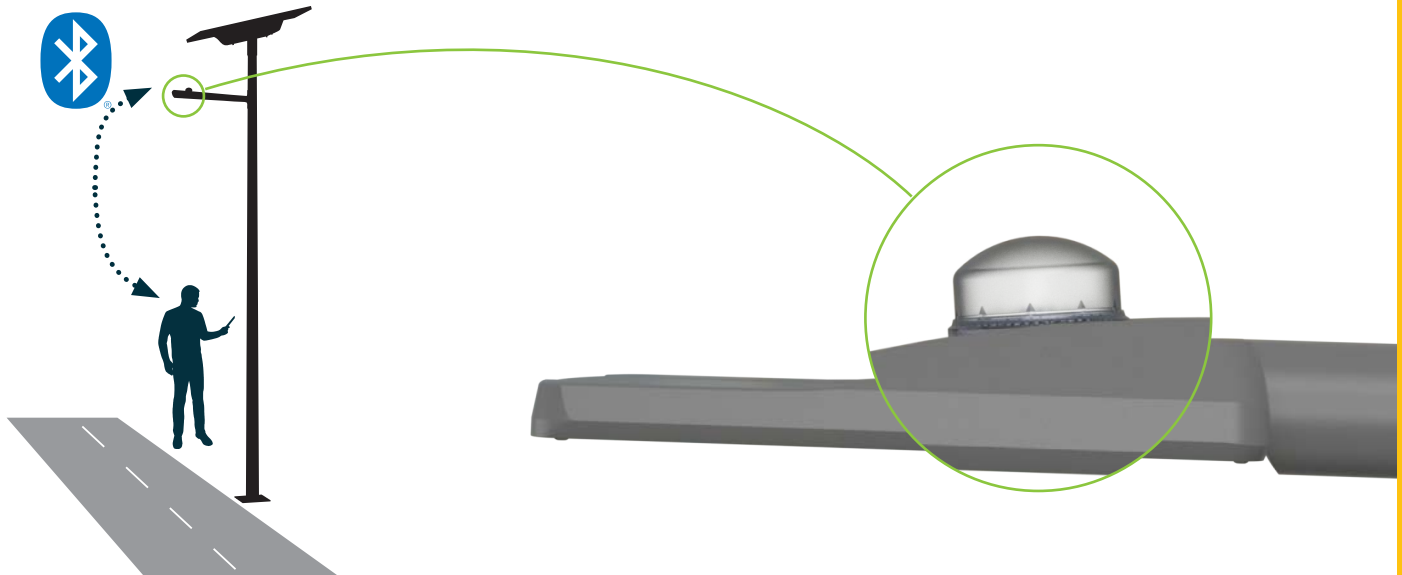
NOVMOOV motion sensors use infrared technology. This technology consists of analysing the movements and the heat.

### 360° maximum detection area

Angle 360° avec 3 capteurs



# NOVEA LINK BLUETOOTH® MANAGEMENT SYSTEM AT THE FOOT OF THE POLE

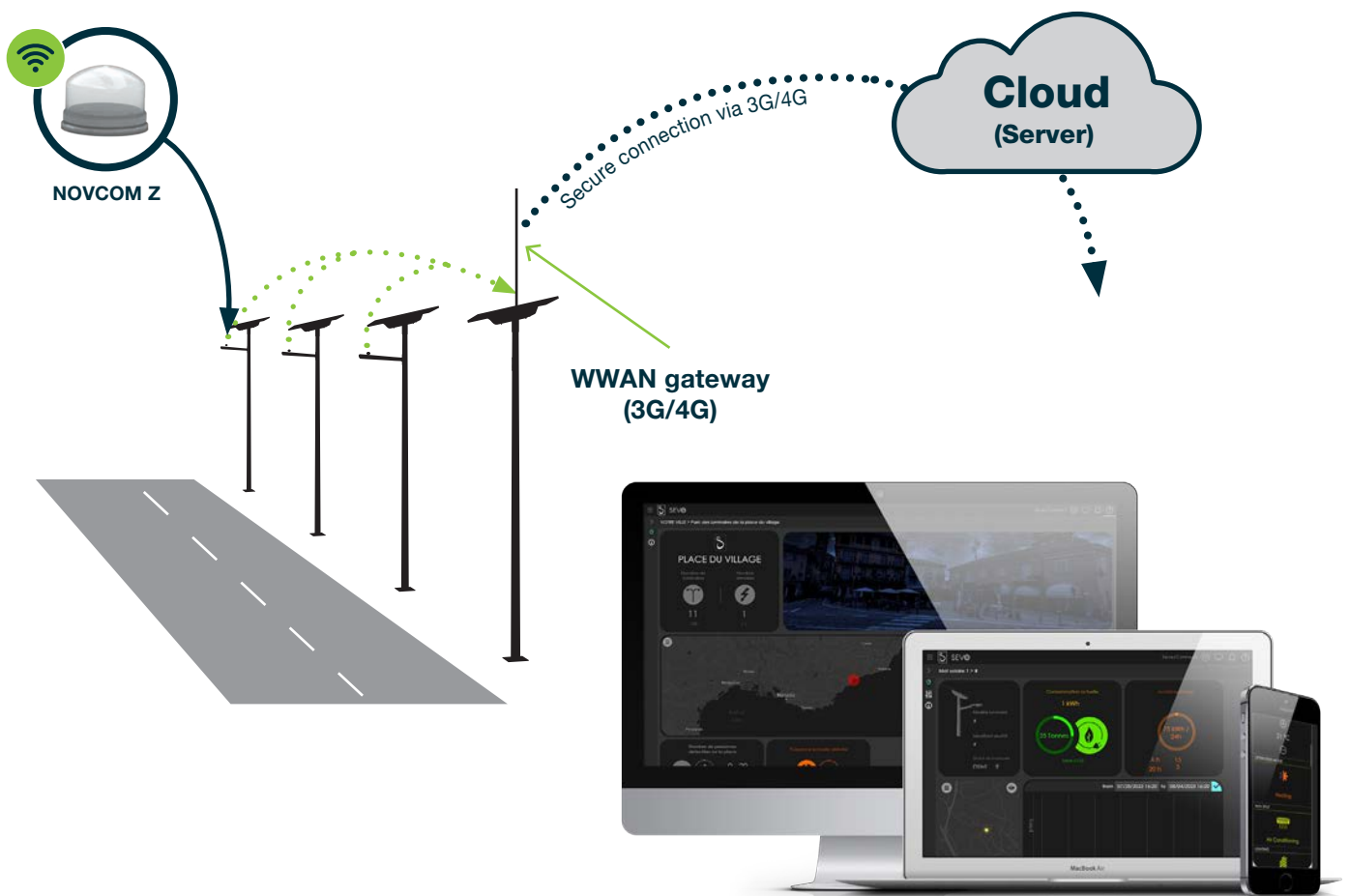


## The Bluetooth® application allows to:

- Collect operating information (battery charge status, faults, etc.) from the pole paired with the smartphone.
- Quickly visualise any defects.
- Request assistance in a few clicks from our in-house support service if a fault is detected.
- Download updates for your paired light point, made available on your application by Novéa.
- Manage your fleet through projects, sub-projects and team access.
- Test your lighting modulation in real time.

# SEV@ Connect

REMOTE  
MANAGEMENT



*Set-up and subscription costs to be expected to access the platform*

## The SEV@ platform will give you access to:

- Bright spots geolocation
- performance measures (charged and discharged energy, power and duration of the charge, history storage by street light, etc.)
- Abnormal performances analysis, defect (solar panel clogging, lighting defect, etc.)

# NOVLOAD

USB CHARGING MODULE FOR MOBILE PHONE



The NOVLOAD USB charging module, designed by Novéa Energies, is a very practical service in isolated areas and complementary to lighting.

The NOVLOAD module designed and developed by Novéa, is a solution for charging USB devices such as mobile phones.

## Smart

Once the battery is fully charged, the excess energy produced by the solar panels powers the USB module.

A blue backlight indicates the availability of the service.

## Lighting priority

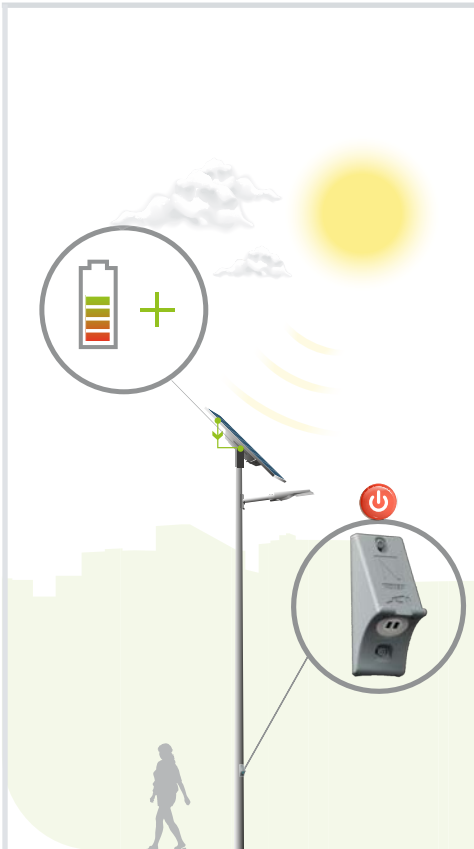
A regulation enables to cut the power supply of the USB module to ensure that the lighting function is maintained at night, without degradation.

## Robust

This aluminium casting module is easily attachable to one of our solar poles.

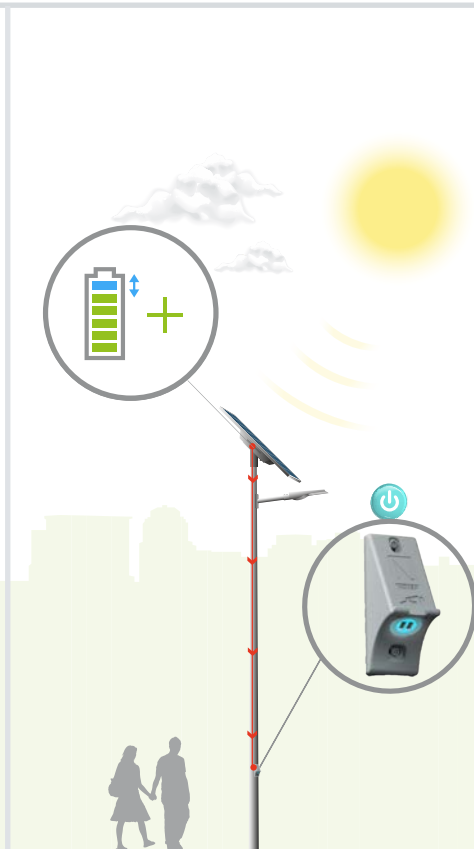


## Flowsheet



### Energy production

NOVLOAD is not available if the battery is not sufficiently charged.



### Battery charged to the maximum

Once the battery is charged, NOVLOAD provides energy until a fixed threshold.



### Energy consumption

NOVLOAD is not available at night, when the battery powers the luminaire.



- Mechanical parts in aluminium foundry, personalised RAL
- Two USB ports, 10 W
- Visual indicator on the module to notify the availability of the service






5

**OUR  
ACHIEVEMENTS**



**Car park**  
Combi Top 5, Deiko M - East Corniche - Bénin



**Road**  
Combi Top 3, Tekk S - Gabon




**Residential**  
Combi Top 5, Griff XL - Bafoussam - Cameroun



**Residential**  
Combi Top 3, Tekk S - Gabon

# AFRICAN CONTINENT ACHIEVEMENTS



**Natural site**  
Combi Top 3, Tekk S - Ivory Coast



**Road**  
Combi Top 5, Loxo C - Sénégal



**Road**  
Combi Top 3, Tekk S - Gabon




**Bridge**  
Combi Top 5, Griff XL - Pont Bassam - Ivory Coast




**Residential**  
Combi Top 3, Griff S - Bingerville - Ivory Coast



**Path**  
Combi Top 3, Tekk S - Gabon



**Harbor**  
Combi Top 5, Tekk M - Port Dakar - Sénégal



**Road**  
Combi Top 5, Tekk S - Abomey Calavi - Bénin



**Road**  
Combi Top 5, Tekk S - St Clet (22)



**Bus-stop**  
Combi Top 2, Tekk S - Vallet (44)



**Pedestrian and bike path**  
Combi Top 3, Tekk S - Pont d'Ain (01)



**Pedestrian and bike path**  
Combi Top 3, Tekk S - Sentier Littoral Nord - Saint-Marie (Reunion Island)

**FRANCE ACHIEVEMENTS  
(OVERSEAS DEPARTMENTS  
AND REGIONS)**



**Park**  
Combi Top 1, Tekk S - Terrasson-Irigny (69)



**Car Park**  
Combi Top 2, Tekk S - Béragne (11)



**Residential**  
Combi Top 3 Tekk S - Saumur (49)



**Rest area**  
Combi Top 5, Tekk S - Orléans (45)



**Pedestrian crossing**  
Combi Top 3, Tekk S - Neuil les Aubiers (79)



**Path**  
Combi Top 1, Tekk S - Albertville (73)



**Motorway interchange**  
Combi Top 6, Tekk M - Saint-Aybert (59)



**City stadium**  
Combi Top 1 - Bécon-les-Granits (49)



**Road**  
Combi Top 2, 3 and 5, Tekk S and M - Saint-Suzanne (Reunion Island)

# SPECIFIC



**Residential**  
Combi Top 3, Vence, Tropezienne -  
Mareuil-sur-Lay-Dissais (85)



**Residential**  
Combi Top 3, Vence, Sorea  
(Corse)



**Pedestrian and bike path**  
Multi Top 6, Tekk S - Eschau (67)



**Platform**  
Combi Top 5, basculant, Tekk S - Combo-Les-Bains (64)



**Stadium**  
Combi Top 3, Tekk S, St Luce - L'Étang-Salé (La Réunion)



**Natural site**  
Combi Top 2, Rognac, Sorea - Aussois (73)



# OUR COMMITMENTS

# QSE MANAGEMENT AND POLICY



## Develop qualitative solutions and limit their environmental impact

Committed in technological innovation, we use a scientific process to create and develop sustainable and reliable solutions. That is why we put our QSE (Quality, Security, Environment) management system in a continual improvement process, and we are certified with ISO 9001 and ISO 14001.

This scientific approach of autonomous lighting is enriched since 2011 by a partnership with the CEA of Grenoble and INES, reference centre dedicated to research and innovation in solar energy.



The French Alternative Energies and Atomic Energy Commission (CEA) is a public scientific, technical and industrial research organization (EPIC). From electric batteries to nanotechnologies, materials and biotechnology, the CEA Grenoble centre is at the cutting edge of technological research and actively commits in sharing its knowledge with the industry.

### Development based on three approaches



Management  
and longevity



Durability and  
reliability of our  
products



Stakeholders  
and customers  
satisfaction

# COMMITMENT IN SOLAR LIGHTING SECTOR

## Membership to ADECC to promote circular economy

ADECC encourages companies to manufacture with better processes to optimise natural resources and to allow savings, which will be reinjected in actions for circular economy. For Novéa, this is applied as in the conception (local subcontracting, collaborate with sheltered workshops...) as in daily life (recycling of the different components of our products and of the supplies, internal awareness of environmental issues...).



## Membership to lighting organisations to meet the demands of the sector

Being a member of these two organisations enables us to be aware of sector news: norms, innovations, market... and respond to our clients' needs, with a compliant and reliable product.

But we also want to promote off-grid lighting with all players, and to make accessible information about solar public lighting.



# A COMPANY RESOLUTELY TURNED TO THE WORLD

## Various projects worldwide

The alliance of our company with the Ragni Group, present in about forty countries, enabled us to develop our assets internationally, particularly in tropical and equatorial areas of the world. The exceptional solar potential of these countries and their great development opportunities are extremely promising for solar-powered lighting. That is why we believe we can provide our know-how to local public lighting companies.

Our partners are present in each country and we have opened two Ragni-Novéa subsidiaries on the African continent: one in Abidjan and one in Dakar. These local branches are a reflection of our informative and local approach. Our desire is to support all stakeholders throughout their project, and to develop their skills for optimal monitoring.

“ THOUSANDS OF REFERENCES AROUND THE WORLD ”

FRANCE



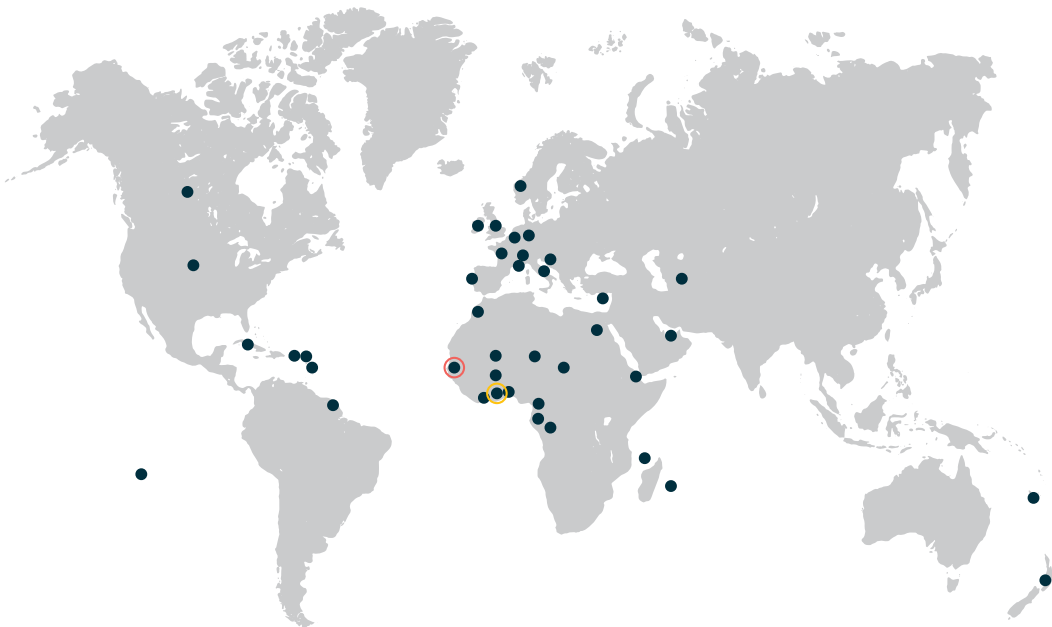
CYPRUS



NEW CALEDONIA



BENIN



- Senegal subsidiary
- Ivory Coast subsidiary

MARTINIQUE



SENEGAL



GABON



REUNION ISLAND





ANGTI Gabon Project - A kebab seller extends her activity during the night thanks to Novéa street lamps

## Safety and convenience of population: a fundamental

Public lighting is essential for social life:

- It reinforces security feeling of the population, who regains the places.
- It extends moments of community living.
- It stimulates economic activity of these areas.

But some parts of the world are still plunged into darkness, as no on-grid lighting solution can be installed.

Solar lighting is frequently the only alternative to light these areas and improve distinctly the life of the population.

## Our humanitarian commitment

Aware of lighting issues worldwide and improvement that lighting development can bring, Novéa commits.

We are adherent and donating member of the association « Electriciens sans frontières » who encourages economical and human development, using renewable energies.

We also support projects developed by a school in our territory in connection with an association and which aim to install electrical and hydraulic equipment in villages in Madagascar for example or in Togo.

At the same time, various sponsorship projects are carried out within Ragni Group. In 2019, we sent lighting poles in Senegal. Then, Louly association managed the installation in « La Pouponnière de M'bour », an association who protects orphans.





NOVEA

GROUPE RAGNI

*Solar Lighting,  
designed to last*

**NOVÉA ÉNERGIES**  
49070 BEAUCOUZÉ - France  
Tél.: +33(0)2 41 36 53 98

[www.novea-energies.com](http://www.novea-energies.com)



**GROUPE  
RAGNI**



THIS BROCHURE IS RECYCLABLE,  
it is printed on unlaminated paper.



This brochure was eco-designed and printed locally for a  
limited carbon footprint.